



September 2010 Newsletter



Ellen Alderson spinning and Judi Ardnt dyeing at Rock Ledge Ranch Shearing Day demonstrations.

TABLE OF CONTENTS

Program & miniworkshop	page 2	June Board Meeting Minutes	page 10
Weaving sample	page 3	August Board Meeting Minutes	page 11
Spinning sample	page 4	Changes to the Bylaws and	
President's Notes	page 4	Standing Rules	pages 12-13
VP Notes	page 5	Sarah Natani Workshop	page 13
Michael Rohde Workshop	page 5	PPWG Membership Form	page 14
Library News	page 5	Sample Schedule	page 15
Treasurer's Reports	pages 6-7	Hospitality	page 15
Website News	page 8	PPWG Calendar	page 16
Hooray for Colorado Demo	page 8	Officers and Chairpersons	page 16
Digital Photography Tips	page 9	Business ads	pages 17-18

September Program

Our program in September will be with JoAnn Kelly Catsos a well known and accomplished Black Ash Basket maker and Teacher. The variety and beauty of her baskets is well illustrated on her website. We will have a lecture on **'Black Ash Basketry: Traditional to Contemporary'** - Her power point presentation begins with a brief introduction of black ash splint processing. The focus will be on examples of traditional black ash splint basketry and techniques used in Shaker and Native American baskets. Also included will be the traditional basketry as well as the contemporary work of basket makers today. 1 - 1 1/4 hrs. She will have samples of Native American, Shaker, and contemporary baskets for 'show and tell.'



Following her program presentation, JoAnn will give us an afternoon Workshop on fashioning bracelets from the black ash weavers she uses for her baskets. She has 2 sizes for us to work on and learn and her hand dyed materials for pattern definition. A material fee of \$28 will be paid directly to JoAnn at the time of the workshop. She will bring all of the supplies, some tools, and written instructions. JoAnn assures us that these are not difficult projects. No basket making experience necessary!



The fee for this workshop is \$20, payable to PPWG. Please send your Registration form in as soon as possible. Please write "Catsos workshop" on your check. Since this is for our first meeting we will not be able to collect fees at a meeting. If you are not certain but have a definite interest please let Ellen know, again, so she can compile a probable "waiting list," once the workshop is filled. This workshop is now open to folks outside the PPWG to ensure sufficient enrollment.



With respect to supplies for the workshop JoAnn sent the following "materials list" for participants. Each student should bring: sharp scissors, small water container (no more than 2 cup), old small hand towel, awl or large blunt needle (optional). This is a 2 1/2 hour workshop. Bringing a lunch is encouraged.

Workshop: A Pair of Black Ash Cuff Bracelets: TWILLED ASH CUFF BRACELET and CUFF BRACELET WITH BRAID
Cost: \$20. Make check or money order to: PPWG. In notes write: Catsos Workshop. Send registration fee and a copy of this form to: Ellen Alderson, 12835 Myrick Road, Colorado Springs, CO 80908

Cancellation Policy: In order to host the workshop we must have a guaranteed enrollment. If you cannot attend the workshop after registering, we will try to fill your spot from a waiting list. If we do not have a waiting list, it is your responsibility to find a replacement person or pay the workshop fee.

Registration:

Name: _____

Address: _____


Phone: _____

Email: _____

I agree with the participation terms and cancellation policy of this workshop.

Signature _____ **Date** _____

September Weaving Sample by Sandy Hutton



A Historic Modified Bird's-Eye.

The sample this month is a result of taking a workshop titled "Forgotten Weaves" from Marjie Thompson. The workshop was sponsored by Rocky Mountain Weavers Guild and at the end, most participants decided to weave two tea towels for an exchange. This is my contribution to the exchange. At the September PPWG meeting, I'll have not only one I wove, but I was lucky enough to win one woven with the same threading by Marjie. For those of you who aren't familiar with Marjie Thompson, she lives in Maine and is one of the leading authorities on U.S. 17th to 20th century weaving designs. She seems to delight in translating some of the earliest U.S.

"chicken scratches" into modern drafts. The workshop was great fun.

My towel is woven with Cottolin in a 4-shaft modified point twill weave structure based on goose-eye or birds-eye. Note that both warp and weft yarns are doubled at the turn, requiring floating selvages. Cottolin is mainly produced in Sweden by two manufacturers; one makes a fabric of 60% cotton/40% linen and the other a 50/50 blend. Both are similar to 8/2 cotton in diameter. I had never woven a tea towel of cottolin before and I must say it is wonderful to use in the kitchen. Cottolin is a little higher priced than plain cotton, but it is a joy to weave and to use.

Instructions provided by Marjie required two colors in the warp and a third color in the weft. The warp is threaded with one of the colors on shafts 3 and 4 and the other color on shafts 1 and 2. It is a one-shuttle weave. The fabric looks quite different on the reverse. The straight twill threading and treadling sequences are borders and may be changed in size. The towel was sett at 20 epi in a 10 dent reed. Width in reed was 22 inches and shrinkage was 16% in the warp and 9% in the weft.

September Spinning Samples by Cheryl Riniker



The photo shows a 3-ply alpaca ball of yarn. I bought the raw alpaca from Allie at Eye Dazzlers (<http://www.eyedazzleralpaca.com>) during Roc day/St. Distaff's day in January of this year. I bought three 1-oz. batts, already dyed in the three colors. Well, actually I bought seven 1-oz batts, but I used three for this project. Each batt was spun as a single on my Schacht Matchless wheel using a ratio of 9:1. The three singles were plied using the same ratio.

The result is a approximately 220 yards finished measuring approximately 20 wpi. I intend to use this skein to make a scarf. I have discovered that while the look of "barber pole" yarn is not that appealing in a skein of yarn, I do like the way it looks once it is knitted into a project. I chose three analogous colors to keep the contrast down in the individual plies.

President's Notes by Beverly Weaver

I hope all PPWG members had a great summer and found things to inspire them for the next guild year. Several of us attended Convergence or Complex Weavers as well as other workshops and fiber events. I think seeing all the fiber exhibits in New Mexico was the best part of the adventure for me. Now we need to put that inspiration to work. Please bring your pieces to the meetings for 'show and tell'.

At the September meeting we will have a couple of decisions to make. The first one has to do with a PPWG-sponsored sale to the public. Last spring the guild voted to sponsor a sale that would have been at Deb Lane's office location in December, 2010. Deb has withdrawn her offer to provide the location for our sale, but she will continue to have a sale there and has invited PPWG members to participate if they like. In September PPWG members will vote on whether we want to plan to have a sale at another location. So, come prepared to vote on having a sale and, if you are interested in a PPWG-sponsored sale, come prepared to volunteer to work on a sale committee.

The second thing we need to do is vote on some changes to the by-laws and standing rules. These changes have been approved by the PPWG Board and are located elsewhere in the newsletter. Some grammar and punctuation changes have also been made, and the entire set of by-laws and standing rules will be available for you to read on the PPWG web site. Please take the time to read through the changes and be prepared to vote.

We had one application for a scholarship this summer. Remember that applications can be accepted four times a year, as stated in the standing rules. The next application deadline is October 15.

I am looking forward to another great year of PPWG programs and workshops. See you all in September.

Vice-President's Notes by Ellen Alderson

In October we are planning to have as a program a panel of those who attended either Convergence or Complex Weavers Conference. We hope to show a DVD overview of Convergence plus share photos, new materials purchased at the vendors booths, and possibly even items woven for the many exhibits or fashion shows!

Are you willing to share your experiences at either of these 2 fabulous summer events? Please let me know if you can give us a short review of some aspect of your participation. Did you visit a great exhibit, see wonderful fashions, or partake in an inspiring workshop or seminar? Did you find something new and exciting from the commercial vendors? Do you have slides or examples to show? Please let me know what you would like to share with the Pikes Peak Weavers at our October meeting on the 8th, **A Convergence - Complex Weavers Wrap-up**. Sort of a round table discussion for those of us who were not able to attend these events. Please note if you just have something to show but are uncomfortable with speaking, that is OK! All the goodies we can see from these events is what we are looking for.

Anyone interested in taking any of the miniworkshop for the year, please send email to Ellen Alderson: pyrartlady@yahoo.com with your contact information (your email and phone number). Be sure you indicate which workshop(s) you are interested in taking. As signups and registrations begin you will be sent a registration form if you have not already picked it up at regular meeting.

2011 Major Workshop

Michael Rohde Workshop Update
by Sandy Hutton

Reserve your space in the Rug Weaving Workshop to be held April 5, 6, and 7, 2011 at Julie Penrose House. This is a rare opportunity to study with an internationally known artist and rug weaver. People who took the workshop at IWC in 2009 were very pleased with the content and the instructor.

Weavers will select from among several threadings for looms with four or eight shafts and weave on his/her own loom throughout the workshop. Threadings will range from beginning to advanced skill levels. To take the workshop you must be able to thread and beam a warp and have basic weaving skills. Come join your fellow PPWG members for three exciting and educational days.

Price of the workshop is \$175 to include lunches for all three days. A deposit of \$90 is required to reserve your spot, so bring your checkbooks to the September meeting.

Library News by Deb Scott

Reminder to all: Start looking around for items you have checked out so that they may be returned in a timely manner. The successful raffle last May has provided for the purchase of new books and DVDs; any suggestions or specific requests are welcome.

Treasury Reports by Emily Jones

BUDGET REPORT FOR GUILD YEAR-----5/31/09 through 5/31/10

<u>Category</u>	<u>Actual</u>	<u>Budget</u>
INCOME		
401 Membership	(87) 2175.00	(70) 1750.00
403 Contributions	150.00	100.00
405 Newsletter/Advertising	1124.00	880.00
408 Operating Fund/Stash Sell	352.00	none
409 Library	503.00	300.00
412 Workshops		
Weaver-Dunning	2460.00	1995.00
Quinn	4100.00	3335.00
Inkle weaving	330.00	none
416 Directory		
420 Web Page	70.00	100.00
426 Scholarship	177.00	none
432 Demonstrations	<u>340.90</u>	<u>none</u>
	11,781.90	8460.00
EXPENSES		
501 Programs	1580.50	1820.00
503 Newsletter	366.47	400.00
505 Library	114.85	200.00
506 Scholarship	150.00	none
508 Business Expense	678.23	440.00
512 Workshops		
Weaver-Dunning	2198.57	1995.00
Quinn	3929.15	3335.00
515 Membership/Hospitality	87.84	130.00
516 Directory	101.00	115.00
521 Special Events	720.00	1000.00
525 Gifts for Awards	75.00	500.00
535 Web/Gallery Page	159.50	200.00
	10,160.61	10,135.00

July 2010

OPERATING FUNDS	\$9,806.27
DEDICATED FUNDS	
LIBRARY	530.49
DEMONSTRATIONS	511.31
GIFTS FOR AWARDS	362.50
	1,404.31
RESTRICTED FUNDS	
FUND FOR EXCELLENCE IN FIBER ARTS	5,150.47
MEMORIAL/VANGUARD	4,339.16
TOTAL	\$20,700.21

Treasury Reports by Emily Jones

PROPOSED PPWG BUDGET 2010-2011

Expected Income

Membership Dues	2175	(Membership: based on 87 members)
Newsletter Ads	990	
Web Page	70	
Library (Raffle)	300	
Major Workshop: Rohde	3000	

Total Proposed Income: \$6535

Anticipated Expenses

Membership	100	
Hostess	50	
Newsletter	400	
Directory	121	
Web Page	195	
Programs	1800	
Library	100	
Major Workshop: Rohde	300	
Special Events	175	
Business Expenses	700	
Scholarships	600	(Scholarships: Four times a year)

Total Proposed Expense \$7141

Special Events: Includes State Fair awards, president's pin

Business Expenses: Includes budget for Secretary, Treasurer, Samples,
State of Colorado Annual Report, P.O. Box Rental, Rental of Church

Dedicated monies: Current amount in Treasurer's Report

409 Library	\$530.49
432 Demonstrations	\$511.32
425 Gifts for Awards	\$362.50



Left:
Cheryl
Riniker at
Rock
Ledge
Ranch
dyeing
demo.
Photos by
Peggy
Doney



Website News by Jane Rock Costanza

The PPWG website (<http://www.pikespeakweavers.org>) has been updated over the summer to reflect our new calendar year. There is a current list of members who have signed up for the Hospitality schedule, to provide samples for our newsletter, as well as updated Officers and Standing Committee Chairs. The website also contains the most current information for the 2011 spring workshop.

Last year's issues of our newsletter will be moved to public access at the first of October. A reminder to all to pay dues prior to October 1 if you would like to continue having online access to the Members Only area of the website. On October 1, the login information will change.

For those new members who have signed up for a Gallery page, please email me directly (mizrock@aol.com), and I will send instructions to you on what you will need to provide.

Current website projects include:

Augmenting the PPWG Library Holdings information by searching for and documenting book covers, ISBN numbers, current market value, synopses and/or tables of contents where available for download. This information will then be put into webpage format similar to an online bookstore so that our members can browse the Library in a more visual format online. Many thanks to Debbi Holdemann, Sandra Hutton, and Beverly Weaver for the extensive initial work they have done on this project.

Another project, as time permits, is the design and implementation of a section of the website for photos of PPWG members out and about in the community doing outreach and demonstrations; workshop photos; and other snapshots of PPWG members doing what we love to do best : weaving, spinning, dyeing and otherwise immersing ourselves in fiber related activities.

Wishing everyone a fun and fiber filled productive year!

Hooray for Colorado Day Demo at Pioneer's Museum by Deb Greer


On August 7, several PPWG members gathered to demonstrate our skills on the sunny lawn of Pioneer Museum for the Hooray for Colorado Day celebration. Amongst the Old West re-enactors, clowns, food stands, and free live music, we were provided with a shade canopy, table, and chairs right next to an amazing woodcarver who delighted us with his handmade flute serenades. PPWG Members Judi Arndt, Doreen McLaughlin, Dottie Weir, and I led the demonstrations, while Dee Ann White of Oklahoma graciously volunteered as our guest spinner. Our booth was busy from 10 am-2 pm with interested, fascinated hands-on visitors of all ages. I brought a loom with a saddle blanket in work on it, and Doreen brought a carder and fleece from the Rock Ledge Ranch dyeing demo a year ago. The children especially wanted to weave and run the carder! It was a perfect day for a demo, and we may have given several young people and their parents a lasting case of the fiber bug! Thanks to the Pioneer Museum staff and our new Demo coordinator, Peggy Doney, for her contact with the museum!

Digital Photography Tips

from Handweavers Guild of America classes given by Gregory Case, notes taken by Cheryl Riniker

1. Read the camera manual.
2. Use a tripod. This keeps the camera from moving.
3. Use a dual axis spirit level and place the camera in the middle center of the object to be photographed to ensure a 90° angle.
4. There should be a border around the textile to show the entire work. The border should be a high contrast. A white sheet is an inexpensive option to provide this. The background should be neutral without texture.
5. Do not mix lighting sources. If you are outside, do not use flash. If you are inside and are using flash, do not turn on any other lights. You should ideally have day light balanced lighting or ALL tungsten lights. If shooting outside, shoot on a cloudy day.
6. Use a WhiBal® card to set the White Balance before taking a photo. White helps to define other colors. A WhiBal® is specially created to let the camera determine what is white and how other colors compare to the white accordingly.
7. For 2-D objects, if shooting in a studio, use two lights set slightly in front of the tripod and at a 45° angle from the work.
8. For 3-D objects, if shooting in a studio, use one light set slightly in front of the tripod. Change the angles until you are emphasizing the piece you want. A diffuser can help soften the shadow. Make the backdrop run behind and underneath the 3-D object (e.g. basket) for continuity.
9. Look at the histogram in your digital camera. If shooting a .jpeg format, ensure there is space on both sides of the histogram. If shooting in .raw format, leave space on the left hand side of the histogram, and get as close to the right hand side as possible without still a little space.
10. Calibrate your monitor and printer. Calibrate and profile your monitor, using a colorimeter such as Spyder 3 Express (<http://spyder.datacolor.com>) or the PANTONE huey (www.pantone.com). This allows the colors on your monitor to more accurately reflect the colors you have taken. Calibrate your printer to print the appropriate colors based on the type of printer, paper source, and ink cartridges. A service that will do this is at www.digitaldog.com.

Right: Judi Arndt dyeing fleece straight off the sheep at Rock Ledge Ranch's shearing day demo. Photos by Peggy Doney.



June Board Meeting Minutes by Doreen McLaughlin

The meeting was convened at 10:05am, Thursday, 24 June 2010, at Westside Community Center.

Attendees: Ellen Alderson, Susan Bowman, Barb Byerly, Anne Evans, Sandy Hutton, Emily Jones, Doreen McLaughlin, Sarah Richards, Maria Robinson, Debra Scott, Cozy Swickard, and Beverly Weaver. Minutes were taken by Doreen McLaughlin in Deb Greer's absence.

Advertising: Cozy has sent out packages to previous advertisers. She has requested responses be returned to her before the August 20th deadline for the September PPWG newsletter. Also, Cozy would like the ad dimensions for both the newsletter and the directory to be posted on the open-to-the-public side of the PPWG web site.

Budget: Emily handed out a budget report for last year (see page 6)

Each board or standing committee member who needs to have a budget line item needs to submit a proposed budget to Emily prior to the August PPWG board meeting.

To keep better track this coming year, Emily asked for an itemized printed record along with receipts.

This will help to delineate and clarify when purchases for one committee (i.e., newsletter mailing) is used by another (directory mailing).

Susan asked about the demonstration income and Ellen said that it came from the sale of dyed fiber from the Rock Ledge Ranch shearing day event.

The funds for mini workshops are part of the program budget.

Demonstrations: Beth would like to step down as the Demonstrations Chairwoman. Peggy Doney has agreed to be the Demonstrations Chairwoman with the proviso that she may invite non-PPWG members to the events. This request was approved. Barb Byerly noted that Glen Eyrie has asked for a weaving demonstration this summer. An e-mail notice will be sent out.

Gift for the President: The Guild has purchased the mold for the President's gift (a silver shuttle for a pendant or charm bracelet). The shuttle mold will be placed in the lockbox in the library. A different gift item could be purchased online for a president who was a spinner/dyer.

Group Membership: The Pikes Peak Arts Council members are individuals, not organizations, so the PPWG cannot join. The Cultural Office of the Pikes Peak Region (COPPeR) "provide an umbrella service encompassing areas such as marketing and communication, broad-based data gathering and strategic programming, and advocacy for the arts industry in its entirety." Membership is \$25 per year. Sandy Hutton moved, and Sarah Richards seconded, to join COPPeR. The motion passed.

Programs: Ellen presented the proposed list of programs for 2010-2011.

Standing Rules/Bylaws Amendments: Susan led a discussion of the amendments to the PPWG Standing Rules and Bylaws. The final version of the suggested changes will be published in the September newsletter.

The meeting adjourned at 11:40am.

August Board Meeting Minutes by Deb Greer

The meeting was called to order at 10:05 am, August 19, 2010, by Bev Weaver. In attendance were: Ellen Alderson, Susan Bowman, Barb Byerly, Anne Vickery Evans, Deb Greer, Pam James, Emily Jones, Doreen McLaughlin, Maria Robinson, Debra Scott, Cozy Swickard, Beverly Weaver and Dottie Weir.

Scholarship Proposal: Kathleen Cook submitted a scholarship application to attend the John C. Campbell Folk School, to study Acadian Weaving with Melissa Weaver Dunning. The class will weave useful samples unique to early French Canada and Louisiana using a two harness loom and simple techniques. The workshop will occur on Oct 10-16, 2010. Kathleen proposes to present a program for the scholarship exchange requirement showing Acadian cultural traditions and new weaving patterns outside of our normal boundaries. Barb Byerly moved to approve the application and the motion was seconded by Debra Scott. The Board voted unanimously to approve the Scholarship award. Kathleen's program will be scheduled for the future. **Budget:** Emily Jones presented the proposed budget for 2010-11. Highlights include: Library and Demos have significant amounts of proceeds from last year's fund raising, therefore asked for no additional budget this year. The Guild has \$177 in funds from the May book sale for Scholarship, so will award \$150 of that amount for the Kathleen Cook Scholarship. Other Scholarships are still available, and if awarded will be drawn from the PPWG Memorial/Vanguard fund as previously practiced. Emily will add \$150 to Anticipated Expenses to cover this item. The budgets for mailing Yearbooks and Newsletters were discussed. Also, Emily will email the monthly treasurer's report to Doreen for the Treasurer's Corner in the Newsletter.

Programs: Ellen Alderson. The JoAnn Catsos Black Ash Basketry Mini-workshop in September previously announced has been opened to other Guilds and the public. Out of 12 available positions, 8 have been reserved by Guild members. Ellen presented a full schedule of Programs and Mini-Workshops for the year, with Mini-Workshops scheduled for every month except December. Dottie Weir will present her Shibori program per the 2010 Scholarship requirement this Guild year. The mini-workshop for May will be a weekend workshop on an alternate date from the May meeting due to our many activities at the May meeting. She has also proposed suggestions for alternative viewing of tapes and DVDs from the Guild Library in place of programs cancelled due to inclement weather. For the Convergence Wrap-up program slated for October, Ellen asked for volunteers to speak about their experience at Convergence, bring something interesting that was obtained at the event to display, photos or anything that might inform the Members. Dottie Weir will provide a CD of the event. Barb Byerly and Pam James volunteered to speak on Convergence, and Doreen McLaughlin and Sandra Hutton will speak on Complex Weavers. Ellen will seek additional speakers re: both events.

Bylaws and Standing Rules Revisions: The location of the proposed December Sale has been withdrawn by Deb and Denis Lane, in a letter to the President. Therefore, language pertaining to the Sale for addition to the Bylaws was discussed at length. Alternative wording relating to a potential Guild Sale was decided upon to make the references more generic. The Board agreed that the question of having a Guild Sale, possible revised timing, and alternatives should be re-presented to the Members in the September meeting. The section will either be deleted or amended according to the vote of the Membership. Alternative wording for the proposed Decorum section was discussed and generally agreed on, as well as minor revisions to other sections. Eligibility to vote in the Annual Meeting was proposed to be cut off by Dec. 31st in relation to paid dues for the year, and added to the proposed language. The final wording for all proposed Bylaw and Standing Rule changes will be presented by Past President Susan Bowman in the newsletter, posted on the website, discussed and voted on by the Membership in September. The approval of the revisions will be presented at the choice of the Membership, by section or as a whole. Several items pertaining to the May Election/Annual Meeting were discussed in conjunction with the proposed changes to the bylaws. The Board will present discussion of these topics to the Membership in the September meeting. The meeting was adjourned at 11:50 am.

2010 Proposed changes to PPWG Bylaws and Standing Rules

Black text = current wording Red text = proposed changes agreed to at August 19th Board Meeting.

Bylaws

Article II. Members

Membership shall be open to those who weave, ~~and~~ spin ~~and dye~~ and those interested in the arts of hand weaving, ~~and~~ spinning, ~~and dyeing~~ regardless of race, color, creed, religion, national origin, sexual orientation, veteran status, age, sex or disability.

If the Guild decides to have a public sale, membership is defined as dues having been received by the Membership Secretary no later than three months before the date of the sale. For purposes of voting in the election of officers, membership is defined as dues having been received by the Membership Secretary before January 1 of each year.

Article IV. Board of Directors

9. A standard of decorum is necessary for PPWG members and guests at Guild-sponsored activities including meetings and workshops. Disruption of activities will not be allowed.

Article V. Officers

Section 2. Election and Term of Office. The officers of the corporation shall be elected ~~for one year~~ by the membership and shall be elected at the annual meeting of the membership. ~~There is no provision or intent for any officer to automatically move from one position to another. The Nominating Committee will announce a slate of officers at the April Meeting. Nominations from the floor will also be taken at the April meeting.~~

Section 5.The 1st and 2nd Vice Presidents shall work together to provide a program for each regular Guild Meeting. ~~The 2nd Vice President's position exists to provide additional resources relating to programs and mini-workshops. It is not a requirement that the 2nd Vice President must agree to serve as 1st Vice President if asked by the nominating committee.~~

Section 9. Standing Committees

B. Workshop Chairperson is responsible for arranging at least one workshop per year, unless the guild decides not to have a workshop. ~~For each day that a member hosts the workshop leader, that member may: 1) request a \$35 per diem or 2) submit receipts for actual expenses or 3) donate expenses they have incurred to PPWG.~~

~~The number of days the leader will be hosted related to PPWG shall be stated in the contract with the workshop leader.~~

J. ~~If the guild decides to have a public sale, the Sale Chairperson shall be responsible for organizing the sale and reporting the results to the membership at the meeting following the month of the sale. The sale results shall be monitored by the Board and the question of whether to continue sponsorship shall be put before the membership for a vote.~~

Article VII. Nominating Committee

The Nominating Committee shall be appointed by the President (who shall not be a member of the committee) in January. The committee shall announce a proposed slate of officers at the April meeting and shall provide the President with a list of members to fill the standing committee roles. The election of officers shall be held at the annual meeting and the newly elected officers **and appointed committee chairpersons** shall assume their duties at the end of the annual meeting.

Standing Rules

1. “.....The purpose of the Guild shall be to meet and exchange ideas and techniques relative to the arts of hand weaving, **and spinning, and dyeing**, to help encourage and educate all weavers, **and spinners and dyers**, to achieve the highest standard of excellence, and to educate and stimulate public interest in an appreciation of the arts of hand weaving, **and spinning and dyeing.....**”



Photos by Deb Greer



Sarah Natani Navajo Weaving Workshop by Deb Greer

Several members of Pikes Peak Weavers Guild had a wonderful and educational week of Navajo weaving, spinning and dyeing at Table Rock Llamas this summer, August 9-13 with instructor Sarah H. Natani, a Navajo elder and Master Weaver from the Shiprock, NM area. PPWG Members attending were Doreen McLaughlin, Ellen Alderson and Deb Greer, who coordinated the workshop. Also attending was Dee Ann White of Okmulgee, OK. Weavers made progress on rugs previously begun, and one new rug was warped as well. Daily class time was spent at Table Rock Llamas Fiber Arts' spacious studio in Black Forest, CO., where participants enjoyed hands on, personalized instruction in warping, weaving, hand carding, spinning singles and Navajo-ply on the Navajo spindle, and vegetal dyeing. Sarah provided her own Churro wool for the spinning, and we experimented with Osage Orange sawdust, Osage Orange extract compliments of Table Rock, as well as Black Walnut hulls. We even got fancy with the addition of Sarah's Cave Alum to one of the Osage Orange pots. Cave Alum is a naturally occurring alum found in the deserts of New Mexico. A lot of progress was made on our individual weavings, and we enjoyed the dyeing so much that it became "anything goes" as we used the dyepots for 3 days to avoid pouring out any of the luscious color! We even experimented with cotton blends in the dyepots, and Doreen went home with two beautiful "new" sweatshirts to wear! Table Rock co-owner and dyer Valerie Young got in on the dyeing fun as well. Throughout the workshop we had several interesting visitors, including Peggy Bowman, another PPWG Member visiting from Ohio. Sarah's visit came to a tearful close as Deb and Dee Ann drove her to Chama, NM on Saturday to meet her daughter TahniBaa, and the "chauffeurs" took a side trip to Tierra Wools, near Los Brazos.

PIKES PEAK WEAVERS GUILD MEMBERSHIP REGISTRATION

Paid membership includes: access to the guild library, rental equipment, participation in member programs, shows and sales, the monthly newsletter, directory and access to workshops.

ANNUAL DUES FOR THE GUILD YEAR JUNE 1, 2010 THROUGH MAY 31, 2011

\$25 Regular membership June-May (\$12.50 new members January-June)	\$ _____
Lifetime Membership (grandfathered members only)	\$ _____
\$10.00 Artist Gallery Page (PPWG web site)	\$ _____
\$1.00 Directory Mailing Fee (Directory may be picked up at the October Meeting)	\$ _____
\$15.00 To have newsletter mailed (Newsletters are now published electronically)	\$ _____
Donation to the Guild	\$ _____

New _____ Renew _____ TOTAL AMOUNT \$ _____

PLEASE MAKE CHECK PAYABLE TO: "PPWG" **DUE AND PAYABLE ON JUNE 1, 2010** and mail to:

Pikes Peak Weavers Guild, P.O. Box 8104, Colorado Springs, Colorado 80933-8104

PLEASE PRINT LEGIBLY!

Name _____

Address _____ City _____

State _____ 9-Digit Zip Code _____ - _____

Phones: Home(_____) _____ Work(_____) _____ Cell(_____) _____

E-Mail Address _____

PPWG will notify members by e-mail when the newsletter is available on the website: as well as other Important information.

EQUIPMENT INFORMATION FOR THE DIRECTORY:

LOOM

Number shafts	Type (Jack, Countermarche, etc.)	Manufacturer

SPINNING AND OTHER FIBER EQUIPMENT

Manufacturer	Type & Miscellaneous Information	

Sample Schedule for 2009-2010

We need volunteers for weaving, dyeing, and spinning samples for the newsletter. Hopefully we will always have a weaving, spinning, and dyeing sample for each newsletter. As you can see there are still some holes left in the sign up sheet. If we don't have volunteers, then we won't have samples that month. If you would like to volunteer, please let Robin Wilton know.

For weaving, we need two (2) samples (6" x 6" minimum, 8" x 10.5" maximum). For spinning we need two (2) samples which need to be butterflies approximately 4 yards long. The two (2) dyeing samples may be on fiber or handwoven cloth. So the size of the sample will depend on the media.

Doreen McLaughlin needs digital photos of the sample for the newsletter. Please save the photos in .jpg format and e-mail them to Doreen. If you do not want to take the digital photos yourself, she will take the photos. Please contact her to make arrangements for the photos.

Your weaving, spinning, and dyeing descriptions need to be given, mailed, or emailed to the newsletter editor, Doreen McLaughlin (editor@pikespeakweavers.org). Robin will print the descriptions from the newsletter for the sample notebooks in the library. If you have other information for the sample notebooks, please give it to Robin at a meeting.

SAMPLE SCHEDULE 2010 - 2011:

<u>Month</u>	<u>Month Due</u>	<u>Weaving</u>	<u>Spinning</u>	<u>Dyeing</u>
Oct	Sep	Heather Hubbard	Deb Greer	Deb Greer
Nov	Oct	Weldon Walker	Linda Cannon	
Dec	Nov	Cozy Swickard		
Jan	Dec	Cathy Coatney		
Feb	Jan	Jan Sinn	Kathleen Cook	Kathleen Cook
Mar	Feb	Barb Byerly	Cozy Swickard	
Apr	Mar	Emily Jones		
May	Apr	Dottie Weir	Gretchen Kantor	Dottie Weir
Jun	May	Doreen McLaughlin	Chris Race	Cozy Swickard

Hospitality

There are still some openings for members to show off their culinary skills! Please contact Maria or Pam to add your name to the list. The BYOM (bring your own mug) policy seems to be working well. See you all in the fall!

Sep 2010 - Bev Weaver, Linda Shaffer, Weldon Walker, Heather McLaren

Oct 2010 - Heidi Bates, Doreen McLaughlin

Nov 2010 - Barb Byerly, Jan Sinn

Dec 2010 - Beth Garrison, Deb Greer

Jan 2011 - Chris Race, Sarah Richards

Feb 2011 - Debra Scott

Mar 2011

Apr 2011 - Catie Kiley, Emily Jones, Weldon Walker

May 2011

Meetings and Events for 2010-2011

- 10 Sep 2010** Black Ash Basketry by JoAnn Catsos
Miniworkshop: Two Black Ash Bracelets
- 8 Oct 2010** Convergence Wrap-up
Miniworkshop: Novelty Spinning by Stephanie Flynn-Sokolov
- 12 Nov 2010** Bobbin Lace by Ashley Pollard
Miniworkshop: Split-ply braiding by Sally Kuhn
- 4 Dec 2010** Demonstration at Pioneer's Museum
- 10 Dec 2010** SpringTooFibers: The Business of Fiber Processing by Andrew MacArthur
 Stash Sale to support the Guild
 Holiday Luncheon
- 14 Jan 2011** One Warp - Many Fabrics - Treading Variations by Susan Wilson
Miniworkshop: To be announced
- 11 Feb 2011** Woven Shibori by Dottie Weir
Miniworkshop: Kumihimo Braiding by Maryse Levenson
- 11 Mar 2011** Use of the Distaff - An Historical Examination by Norman Kennedy
Miniworkshop: Use of the Distaff for the Handspinner by Norman Kennedy
- 5-7 Apr 2011** Michael Rohde Major Workshop
- 8 Apr 2011** From Patterns to Blocks to Inlay and Beyond by Michael Rohde
- 13 May 2011** Natural Dyeing by Donna Brown
 Luncheon
- 14 May 2011** **Workshop:** Natural Dyeing at Table Rock Llamas Studio
- 4 June 2011** Demonstration at Rock Ledge Ranch

The Pikes Peak Weavers' Guild meets the second Friday of each month from September through May at the [Mountain View Church of Christ](#), 1080 E. LaSalle St at Paseo in Colorado Springs, CO. Come for coffee, socializing and library time at 9:00 am. The business meeting starts at 9:30 and the program begins by 11 AM. Map below is courtesy of Google maps.

Officers:

President	Beverly Weaver
1st Vice President	Ellen Alderson
2nd Vice President	Sarah Richards
Treasurer	Emily Jones
Recording Secretary	Deb Greer
Membership Secretary	Dottie Weir
Past President	Susan Bowman



Standing Committee Chairpersons:

Advertising	Cozy Swickard
Demonstrations	Barb Byerly, Beth Garrison
Announcements	Deb Lane
Yearbook	Cozy Swickard
Hospitality	Pam James, Maria Robinson
Library	Anne Vickrey Evans, Debra Scott
Newsletter	Doreen McLaughlin
Publicity	Deb Lane
Samples	Robin Wilton
Website	Jane Rock
2011 Workshop	Sandy Hutton, Sally Kuhn
December Sale	Deb Lane

Gypsy Wools

Barb Day

UNIQUE YARNS AND
SPINNING FIBERS

HAND-DYED AND NATURAL
COLORS

NATURAL FIBERS

RUGS

HANDMADE TOOLS

303-442-1884 info@gypsywools.com

1227 Spruce Boulder, CO 80302

Tues. - Sat. 10 - 6 www.gypsywools.com



Knitting • Weaving • Spinning
Tatting • Crochet

Classes • Study Groups

Books • Dyes • Fiber • Needles
Looms • Spinning Wheels • Yarns


2115 W. Colorado Ave
Colorado Springs, CO 80904

www.greenvalleyweavers.com

719-448-9963

Hours: Tues 10-7 Wed-Fri 10-5 Sat 9-4
Closed Sunday and Monday

Get your fiber fanatic fix here!



&
Table Rock Llamas
Fiber Arts Studio, Inc.



**Create beautiful yarns and
fabrics with nature's own palette!**

We have the widest selection of natural dye colors and the highest quality dye extracts and mordants available. Large selection of dye books as well as Jacquard and Gaywool dyes. Plus all your spinning, weaving, knitting/crochet, and felting supply needs.

Lots of other books, patterns and classes too.

Open Tues thru Fri 105, Sat 10-4.

6520 Shoup Road
Colorado Springs,
CO 80908

Phone: 866-495-7747
www.tablerockllamas.com

Sept at Table Rock Llamas

FELTING

Felted Jester slippers, Marlice Van Zandt: Sept 18 or Sept 28

SPINNING

Intro to Spinning, Sharon Dalrymple: Sept 11
Intermediate Spinning, Sharon Dalrymple: Sept 2
Spin Angora, Sharon Dalrymple: Sept 16
Spin Mohair, Sharon Dalrymple: Sept 22
Drum Carding, Sharon Dalrymple: Sept 8

WEAVING:

Diamond Twill Variations, Deb Greer: Sept 16, 17 & 18
Double Weave, Deb Greer: Sept 24 & 25

DYEING:

Fun w/Color on Roving, Christy Cooper: Sept 25
Indigo Dyeing, Donna Brown: Sept 17

Deadline For Next Issue: 20 Sep

Advertising Rates:

Business card	\$10.00
¼ page	\$15.00
½ page	\$20.00
Full page	\$30.00

Classified Ads:

\$5.00 for 25 words
25 cents each additional word

The PPWG newsletter is published from September through June. To place an ad in the newsletter, we must receive your check or money order by mail (P.O. Box 8104 Colorado Springs CO 80933-8104) and your ad in *digital or electronic format* <editor@pikespeakweavers.org> on or before the 20th of Sep.

PPWG
PO Box 8104
Colorado Springs, CO 80933-8104

SHUTTLES

18th BIRTHDAY SALE!!
Saturday, September 11th
10 am to 6 pm!!

SPINDLES & SKEINS
635 S. Broadway, Table Mesa Center
Boulder, Colorado
(303) 494-1071 · (800) 283-4163
Mon Noon - 6pm Tue - Sat 10am - 6pm